

Changing Multifactor Authentication (MFA) Method

To manage or change the authentication method used for Microsoft MFA, the user needs to go to the following website:

<https://account.activedirectory.windowsazure.com/proofup.aspx?proofup=1>


The user can change the way they are notified by MFA and the user can also change the Authentication Phone number or Office phone number if needed.

Additional security verification


When you sign in with your password, you are also required to respond from a registered device. This makes it harder for View video to know how to secure your account


what's your preferred option?


We'll use this verification option by default.

Notify me through app 

- Call my authentication phone
- Text code to my authentication phone
- Call my office phone
- Notify me through app**
- Use verification code from app or token in more

Authentication phone 

Office phone 
Extension

Alternate authentication phone 

Authenticator app or Token

Authenticator app - SM-A505U